



- Track mounted LED spotlight
- Body and bracket made in aluminium
- Complete with track adaptor
- 90° Tilt and 355° Rotation (Fig. 1)
- 35W LED available in:
  - Warm white (3000K)
  - Natural white (4000K)
- 40° Beam (Fig. 2)
- 3300lm output
- 50000hr LED lifespan
- Includes LED driver
- Class 1
- IP 20

Fig. 1

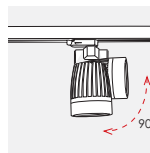
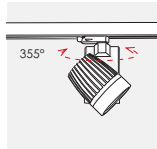
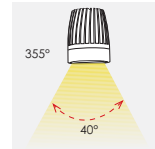
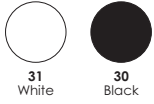


Fig. 2 40° Beam

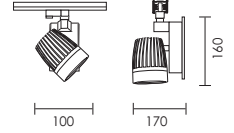





code lamp details

35W LED Track spot  
Warm white  
**4131.2.35.40.30** 35W 230V 3000K  
Natural white  
**4131.2.35.40.40** 35W 230V 4000K

Includes LED driver



## ACCESSORIES



code details

Requires 3 phase track

(See track page for details)