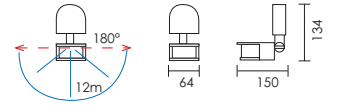




PIR WALL MOUNTED

- Detection range: 180°
- Detection distance: Max. 12m
- Rated load:
 - Incandescent: 1200W/220-240V
 - Energy saving: 300W/220-240V
- Time delay: 10s - 7min



CODE

PACKAGING

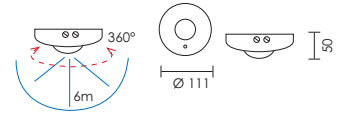
E.1001.31

20 pcs/ctn



PIR SURFACE MOUNTED

- Detection range: 360°
- Detection distance: Max. 6m
- Rated load:
 - Incandescent: 1200W/220-240V
 - Energy saving: 300W/220-240V
- Time delay: 10s - 7min



CODE

PACKAGING

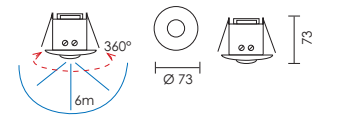
E.1002.31

20 pcs/ctn



PIR RECESSED

- Detection range: 360°
- Detection distance: Max. 6m
- Rated load:
 - Incandescent: 1200W/220-240V
 - Energy saving: 300W/220-240V
- Time delay: 10s - 7min



CODE

CUT OUT

PACKAGING

E.1003.31

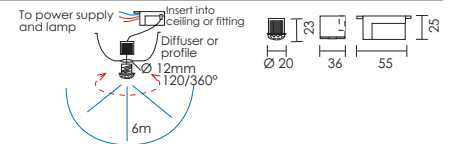
Ø 60

20 pcs/ctn



PIR RECESSED

- Detection range: 120° - 360°
- Detection distance: Max. 3-6m
- Rated load:
 - Incandescent: 800W/220-240V
 - Energy saving: 200W/220-240V
- Time delay: 5s - 8min



CODE

CUT OUT

PACKAGING

E.1004.31

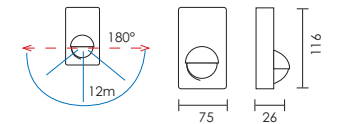
Ø 12

20 pcs/ctn



PIR WALL MOUNTED

- Detection range: 180°
- Detection distance: Max. 12m
- Rated load:
 - Incandescent: 1200W/220-240V
 - Energy saving: 300W/220-240V
- Time delay: 10s - 7min



CODE

PACKAGING

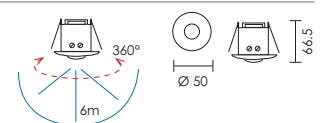
E.1005.31

20 pcs/ctn



PIR RECESSED

- Detection range: 360°
- Detection distance: Max. 6m
- Rated load:
 - Incandescent: 800W/220-240V
 - Energy saving: 400W/220-240V
- Time delay: 10s - 7min



CODE

CUT OUT

PACKAGING

E.1006.31

Ø 40

20 pcs/ctn